

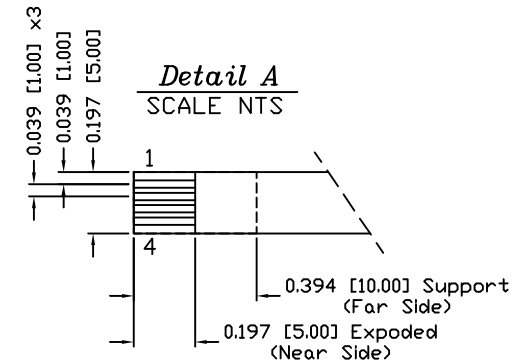
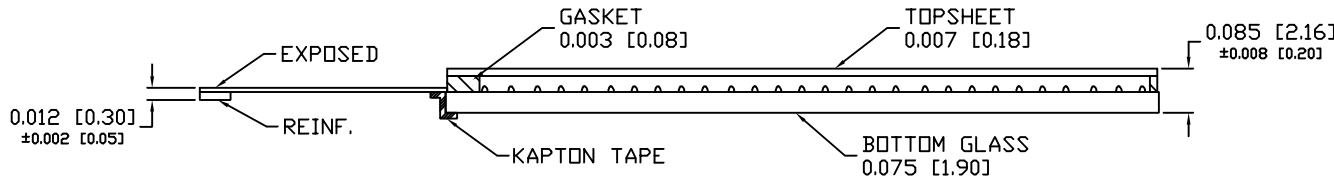
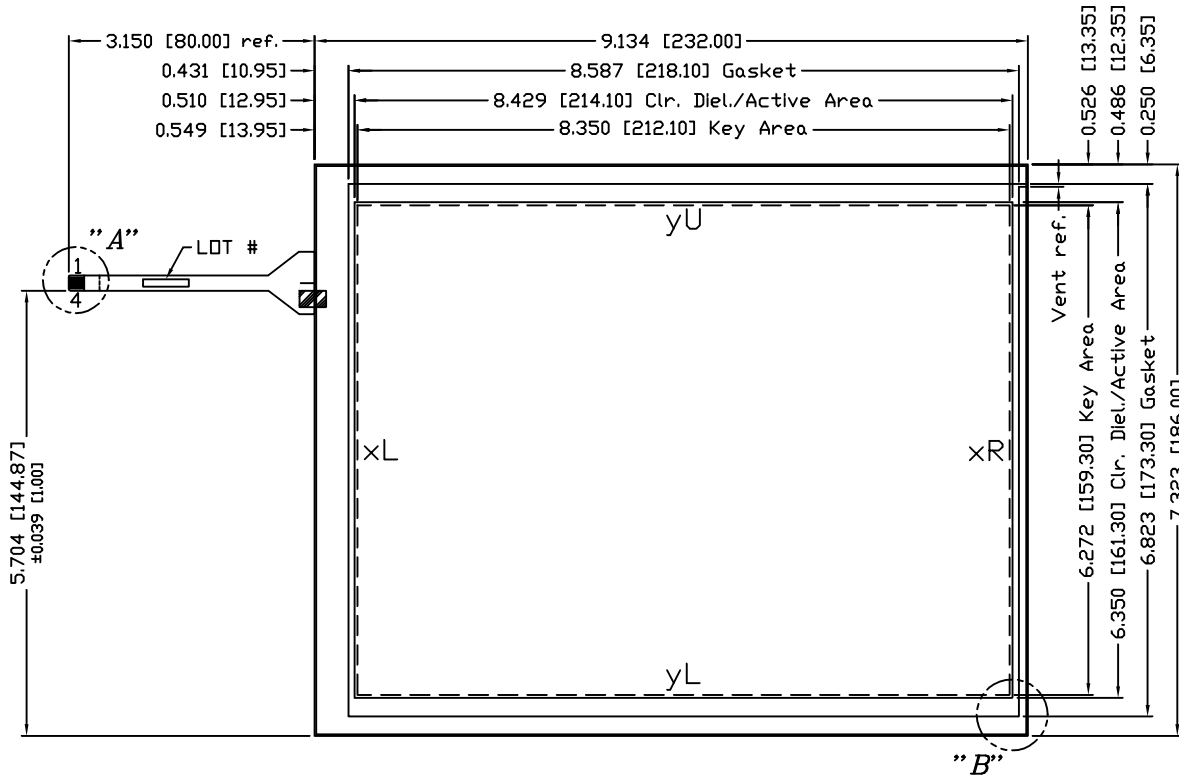
SENSOR SPECIFICATION

LINEARITY	ACTUATION FORCE	OPTICAL PER.
±1.5% AVG 3% MAX. DEV.	0.10 N (10 g) Min., 0.79 N (80 g) Max. STYLUS: R0.8 TIP, FINGER: R3.0 TIP	79% TRANSPARENCY PER JIS K7361-1

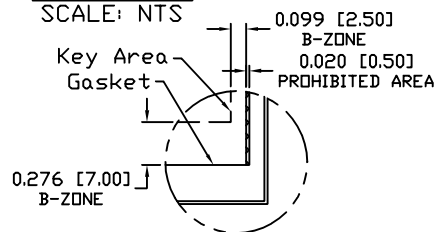
REVISIONS		
REV.	DESCRIPTION	DATE
0	INITIAL RELEASE	03/25/08
A	ECD #290608 change glass	06/12/09
B		
C		
D		
E		
F		
G		

GENERAL NOTES:

1. TOP FILM OFFSET FROM BOTTOM GLASS 0.020 [0.50].
2. MAX. VOLTAGE & CURRENT: 5 VDC, LESS THEN 1mA AT CONTACT POINT FROM TOP LAYER TO BOTTOM LAYER.
3. OPERATION TEMPERATURE: -10° TO 60°C
4. OPERATION HUMIDITY: < 40°C 20% to 95% RH NO CONDENSATION.
5. STORAGE TEMPERATURE: -20°C TO 70°C
6. FFC BEND R > 2.0MM NO SHARP CREASE
7. SURFACE HARDNESS: 3H AS PER JIS K 5400
8. COSMETIC INSPECTION: GRADE 3x
9. TERMINAL RESISTANCE:
YU-YL = 260-750Ω
XR-XL = 240-660Ω



Detail B
SCALE: NTS



PINOUT

1	XL
2	YU
3	XR
4	YL

CAD DRAWING	DEC. TOLERANCES:	DESIGNER:	GUNZE USA
NOTICE THIS DRAWING EMBODIES A PROPRIETARY DESIGN ORIGINATED BY GUNZE ELECTRONICS USA CORPORATION AND SHALL NOT BE DISCLOSED, USED, OR DUPLICATED FOR PROCUREMENT OR MANUFACTURING PURPOSES, UNLESS SPECIALLY AUTHORIZED BY GUNZE ELECTRONICS USA CORPORATION. ALL PATENT RIGHTS RELATING HERETO ARE EXPRESSLY RESERVED FOR GUNZE ELECTRONICS USA CORPORATION. This notice shall be marked on any reproduction hereof in whole or part.	.XXX = ±0.020 [.XX] = ±[0.51]	VTRINH 03/25/08	Gunze Electronics USA Corporation 2113 Wells Branch Parkway Austin, Texas 78728 TITLE: G104-03 4 WIRE SENSOR, 10.4D 4-WIRE
	ANGULAR TOL = ±1° FRAC. TOL. XXX = ±1/16	CHKD:	
DIM CODE: [INCHES] [MILLIMETERS]	CUSTOMER PART #	VIEW POINT:	PART NO. 100-1610
MATERIAL SPEC.	RLSE: 06/12/09		CUSTOMER ID: GUNZE USA
			SCALE: 1 : 1
			REVISION: A